
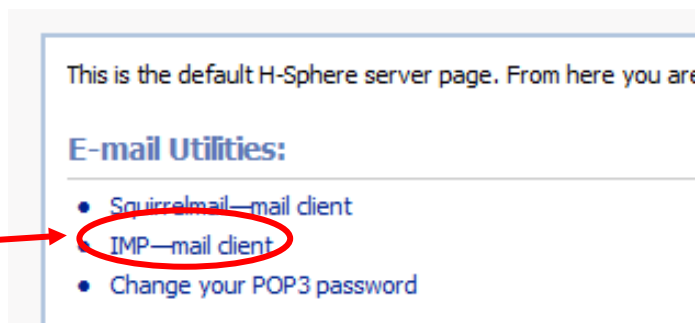


## Checking your email via a web browser

1. Open a web browser such as **Internet Explorer**  and into the address bar type in <http://mail.yourdomainname.com> eg <http://mail.uacinfotech.com.au> and press enter

2. You should be presented with a page which has the same options as the screen on the left

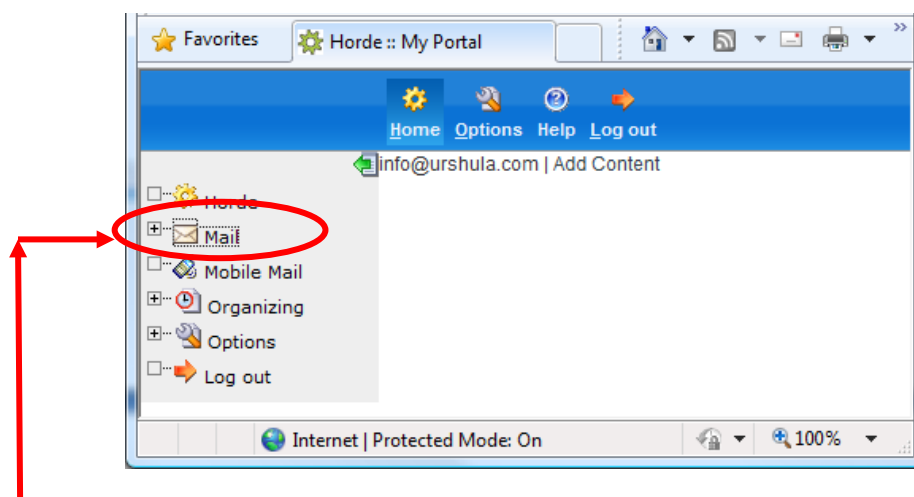
3. Click IMP-mail client



4. On the next screen for your **username** type in your **full email address** such as [info@yourdomain.com.au](mailto:info@yourdomain.com.au) And the **password** you have been *given for this account* and press log in



5. If you have enter in your correct email account user name and password you will be presented with the following screen



6. To access your emails and send emails click **Mail** on the left menu bar and that is it.